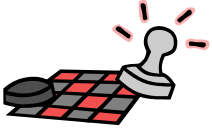





COMING OF AGE LITERATURE CIRCLES: FINAL PROJECT

1. To choose a format, read the "**CHOOSE ME IF**" section of the table below
2. You must know your format and have all the supplies that you will need by **Monday, October 30.***
3. **Take notes** on how you will successfully reveal your understanding in your visual project.
4. We will have one block on Wednesday to work, but all other **project work should be completed at home.**
5. Final Project is due on **Friday, November 3** and counts for a 75 point project grade.

Choices	Description	Choose me if...	Supplies	Expectations/Rubric (75 points)
<p>Game Board</p> 	Create a real board game using the key events that cause the main character's coming of age.	<ul style="list-style-type: none"> ▪ The main character faces many problems that need to be solved. ▪ You like logic and board games. ▪ You are creative, but do not enjoy drawing. 	<ul style="list-style-type: none"> ▪ Posterboard ▪ Markers ▪ Ruler ▪ Game pieces (make your own) 	<ul style="list-style-type: none"> ▪ 5+ events are clearly expressed ▪ Reveals how the character "grew up" ▪ Careful and colorful ▪ Creative ▪ Instructions are clear ▪ Game is practical and playable
<p>Story Map</p> 	Create a physical map that charts the events causing your character to "come of age".	<ul style="list-style-type: none"> ▪ The main character's experiences take place in different settings that can be expressed in a virtual map. ▪ You are artistic and like drawing. 	<ul style="list-style-type: none"> ▪ Posterboard ▪ Markers (or other drawing utensils) ▪ 3-D supplies (get creative!) 	<ul style="list-style-type: none"> ▪ 5+ events are clearly expressed ▪ Reveals how the character "grew up" ▪ Careful and colorful ▪ Creative
<p>Photo Album</p> 	Create illustrations of the major coming of age experiences with captions explaining those experiences.	<ul style="list-style-type: none"> ▪ The main character's experiences lend themselves to visual representation. ▪ You are artistic. 	<ul style="list-style-type: none"> ▪ Cardboard ▪ Drawing paper ▪ Drawing supplies ▪ Computer to type captions ▪ Scissors/glue for captions 	<ul style="list-style-type: none"> ▪ 5+ events are clearly expressed ▪ Reveals how the character "grew up" ▪ Careful and colorful ▪ Creative ▪ Includes a cover and back: an illustration on each page; a caption for each illustration
<p>Memoir</p> 	Pretend you are the main character of your book 30 years later. Write a mock memoir of your coming of age experiences.	<ul style="list-style-type: none"> ▪ The main character's experiences can be described well in nostalgic, reflective way. ▪ You enjoy writing more than drawing. 	<ul style="list-style-type: none"> ▪ Computer ▪ 12 point font, double-spaced ▪ 2+ pages long 	<ul style="list-style-type: none"> ▪ 5+ events are clearly expressed ▪ Reveals how the character "grew up" ▪ Careful and colorful ▪ Creative ▪ Appropriate format

*We can provide posterboard, makers, crayons, colored pencils, glue and scissors in class. Any other supplies you will need must be brought by October 30.